Applied University Interactive Tutorial Instructions

Applied University Interactive Tutorials can be found on the Applied Systems website:
https://community.appliedsystems.com/pc_homePage

To log-in, please use any one of the following User ID's and Passwords.

Please do not change any of the passwords.

train01@craneagency.com	Epic101!
train02@craneagency.com	Epic102!
train03@craneagency.com	Epic103!
train04@craneagency.com	Epic104!
train05@craneagency.com	Epic105!
train06@craneagency.com	Epic106!
train07@craneagency.com	Epic107!
train08@craneagency.com	Epic108!
train09@craneagency.com	Epic109!
train10@craneagency.com	Epic110!
train11@craneagency.com	Epic111!
train12@craneagency.com	Epic112!

Once you log into the online system, the link above should take you to this screen.

Select **Product Information**

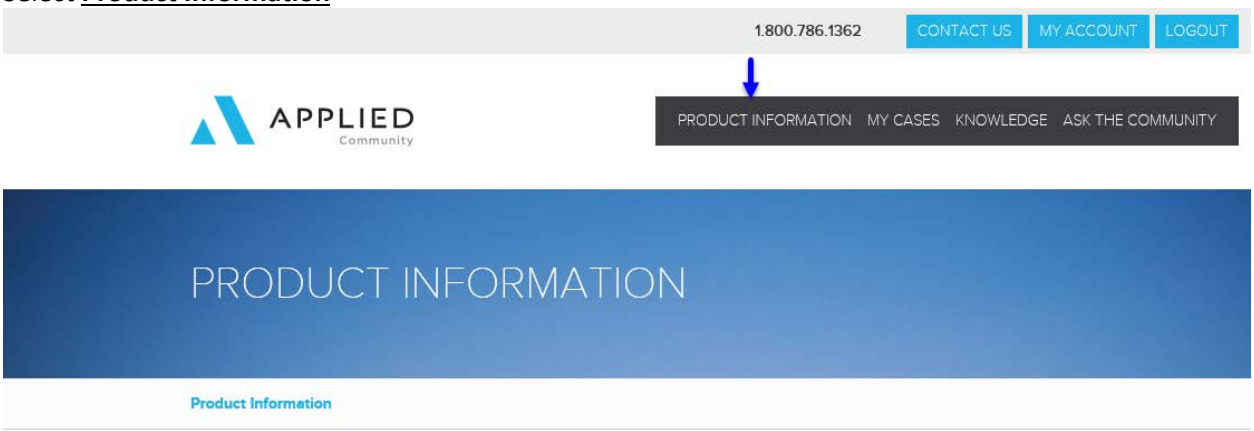

Applied University Interactive Tutorial Instructions

Select **Applied Epic**

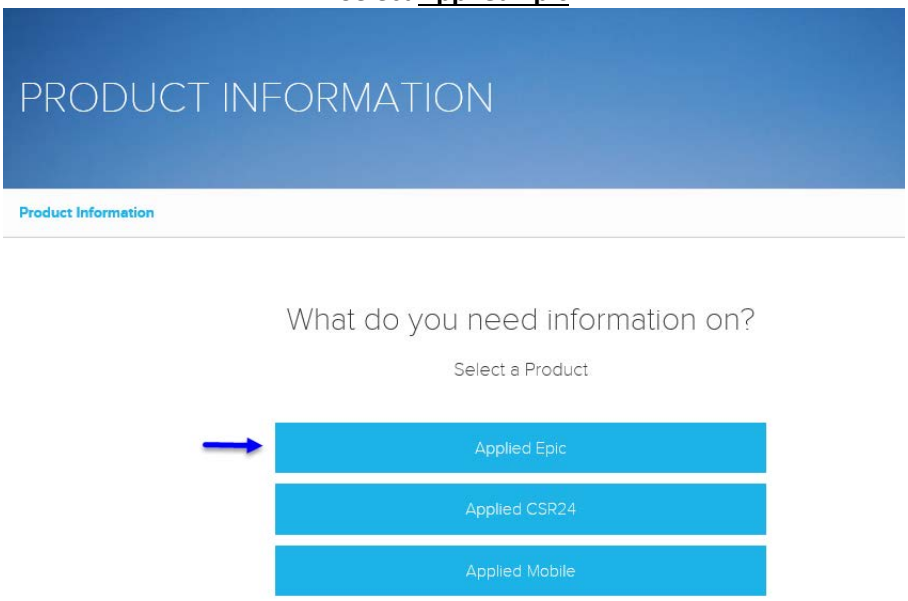

Select **Applied University**

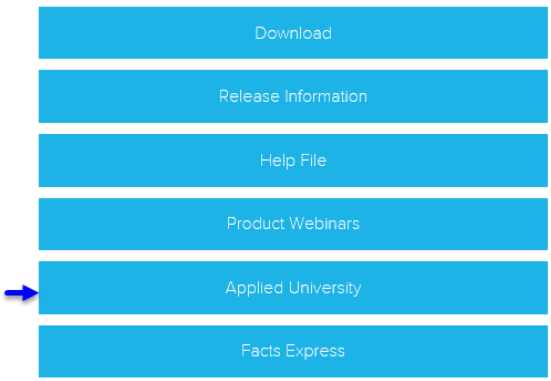

Applied University Interactive Tutorial Instructions

Select **Applied Epic 2016**

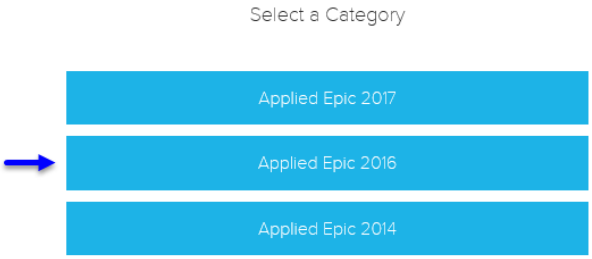

Select **U.S.**

Select **Course Catalog**

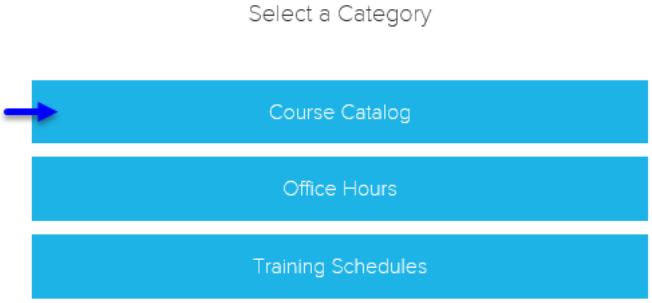

Applied University Interactive Tutorial Instructions

This will take you to the "Course Catalog for Applied EPIC". **Please be sure you are working on the tutorials for "Applied EPIC 2016".** Scroll down the page until you find the tutorials for "**General Foundation**".

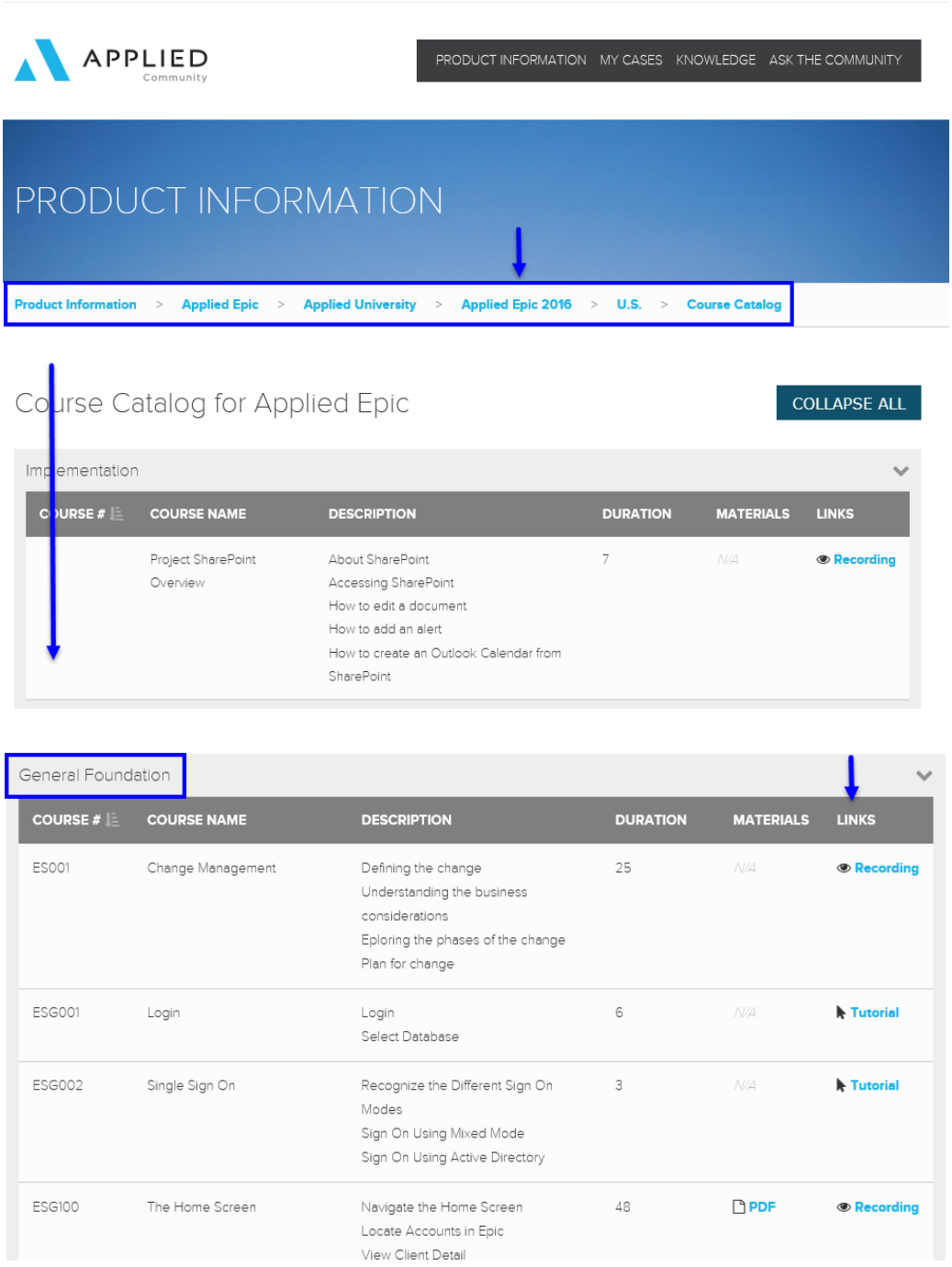

Applied University Interactive Tutorial Instructions

Recorded Sessions are live sessions are a previous recording where you will be taken through an actual set of workflows or review a section of Epic. These are good to watch because they provide you with a general overview of the system, although Crane Agency workflows may differ from what is shown. In order to view the session, you must register first **and you may not be able to access them from a remote location.**

Interactive Tutorials are timed modules that review a certain area of the system.

We don't ask that you complete every course within the Course Catalog. Please be sure to refer to the listing of EPIC Tutorials provided for guidance on which tutorials need to be completed, beginning with "ESG001 – Login". The tutorials jump around a bit too, so please follow the listing closely. Please initial each section as it's completed and provide this information to our Corporate Trainer during the first day of on-site training.

Applied University Interactive Tutorials

Please complete the following lessons.
When you have completed the lesson, please initial in the completed column.

Courses and Interactive Tutorials				
Course #	Course Name	Description	Time	Completed
ESG001	Login	Login	6	
		Select Database		
ESG101	Home Base	Navigation Panel	12	
		Options Bar and Menubar		
		Activity List		
		Report Quick View		
		New/Waiting		
		Notifications		
		Scrolling a List	7	
		Resizing Columns		
		Sorting a List		